



铝合金地垫解决方案

用我们的铝合金地垫体验力量和风格的终极结合，我们的铝合金地垫专为耐用性和实用性而设计，非常适合高档酒店、购物中心、办公大厦和公寓大楼。丽施美铝合金地垫具有实用的设计和卓越的性能，为地面环境增添安全和洁净，同时提供增强的功能和耐用性。

Aluminum Alloy Mats

Experience the ultimate combination of strength and style with RISMAT aluminum alloy mats. Designed for durability and practicality, our aluminum alloy mats are perfect for upscale hotels, shopping centers, office buildings, and apartment complexes. With their unique design and superior performance, RISMAT aluminum alloy mats add a touch of sophistication to any floor space while providing enhanced functionality and durability.



技术参数

毯面材质：100%PP纤维/尼龙纤维/橡胶

底座材质：6063-T5 氧化铝镁硅合金

连接方式：防锈钢丝绳铆钉连接

底部：抗震吸音海绵层

总高度：约23mm

总重量：CL1200 13.5kg/m²

CL1500 15.5kg/m²

CL2000 18.5kg/m²

重量公差：±3%

阻燃等级：GB 8624-2012 B1(B)

防滑等级：DIN 51130:2014 R12

安装：预留凹槽深度20mm

Technical Specifications

Surface Material: 100% PP / PA / EPDM

Base Material: 6063-T5 Al Mg Si Alloy

Connection Method: Rustproof steel wire rope rivet connection

Bottom: Shock-absorbing and sound-absorbing sponge layer

Total Height: Approximately 23mm

Total Weight: CL1200 13.5kg/m²

CL1500 15.5kg/m²

CL2000 18.5kg/m²


Weight Tolerance: ±3%

Flammability: GB 8624-2012 B1(B)

Antiskid Grade: DIN 51130:2014 R12

Installation: Reserved groove depth of 20mm

铆钉连接 Rivet Connection




产品特点：防滑、除尘、阻燃、降噪、耐高温、易清洗、承重力强、防腐、抗静电。

使用区域：适用于展览中心、酒店、宾馆、医院、商业大厦、机场、码头、超级商场、银行等高人流量场所出入口使用。


Product Features: Slip-resistant, dust-proof, flame retardant, noise reduction, high temperature resistance, easy to clean, strong load-bearing capacity, corrosion resistance, anti-static.

Usage Area: Suitable for entrances and exits of high-traffic areas such as exhibition centers, hotels, guesthouses, hospitals, commercial buildings, airports, docks, super shopping malls, banks, etc.

商业综合体 Commercial Complex



购物中心 Shopping Malls



- 灰色 Gray
- 黑色 Black
- 棕色 Brown
- 红色 Red

技术参数

毯面材质：100%PP纤维/尼龙纤维

底座材质：6063-T5 氧化铝镁硅合金

连接方式：铝型材互扣连接

底部：抗震吸音海绵层

总高度：约10mm / 20mm

总重量：HL1000 9.5kg/m²

HL1500 15.5kg/m²

重量公差：±3%

阻燃等级：GB 8624-2012 B1(B)

防滑等级：DIN 51130:2014 R12

安装：配合斜边平铺地表

Technical Specifications

Surface Material: 100% PP / PA

Base Material: 6063-T5 Al Mg Si Alloy

Connection Method: Interlocking connection of aluminum profiles

Bottom: Shock-absorbing and sound-absorbing sponge layer

Total Height: Approximately 10mm / 20mm

Total Weight: HL1000 9.5kg/m²

HL1500 15.5kg/m²


Weight Tolerance: ±3%

Flammability: GB 8624-2012 B1(B)

Antiskid Grade: DIN 51130:2014 R12


Installation: Tiled with beveled edges

互扣连接 Interlocking Connection



铝型材互扣连接

Interlocking connection of aluminum profiles



产品特点：防滑、除尘、阻燃、降噪、耐高温、易清洗、承重力强、防腐、抗静电。

使用区域：适用于展览中心、酒店、宾馆、医院、商业大厦、机场、码头、超级商场、银行等高人流量场所出入口使用。

Product Features: Slip-resistant, dust-proof, flame retardant, noise reduction, high temperature resistance, easy to clean, strong load-bearing capacity, corrosion resistance, anti-static.

Usage Area: Suitable for entrances and exits of high-traffic areas such as exhibition centers, hotels, guesthouses, hospitals, commercial buildings, airports, docks, super shopping malls, banks, etc.